

Numerical Solutions to Differential Equations

Lecture Notes #21 — Higher Order Equations

Peter Blomgren,
(blomgren.peter@gmail.com)

Department of Mathematics and Statistics
Dynamical Systems Group
Computational Sciences Research Center
San Diego State University
San Diego, CA 92182-7720

<http://terminus.sdsu.edu/>

Spring 2015

Outline

- 1 Higher Order Equations
 - Beam-Bending Revisited
 - Boundary Conditions — Physical
 - Boundary Conditions — Numerical
- 2 Building a Linear System...
 - General Equation — Interior Nodes
 - Special Node, $n = 1$
 - Special Node, $n = (N - 1)$
 - Special Node, $n = N$
- 3 Implementation...
 - Code
 - Numerical Results, Uniform Load, $I(x) \equiv 1$
 - Numerical Results, Bending with Variable Beam Width

Bending Beams with Finite Differences

We re-visit the beam-bending problem

$$\frac{d^2}{dx^2} \left[E(x)I(x) \frac{d^2 y(x)}{dx^2} \right] = p(x), \quad + \text{BCs}$$

For now, let's assume nothing, *i.e.* $E(x)$ and $I(x)$ are functions.

Differentiating gives

$$\begin{aligned} E(x)I(x) \frac{d^4}{dx^4} \left[y(x) \right] &+ 2 \frac{d}{dx} \left[E(x)I(x) \right] \frac{d^3}{dx^3} \left[y(x) \right] \\ &+ \frac{d^2}{dx^2} \left[E(x)I(x) \right] \frac{d^2}{dx^2} \left[y(x) \right] = p(x). \end{aligned}$$

Bending Beams with Finite Differences, II

... and differentiating through the final terms give

$$E(x)I(x)\frac{d^4}{dx^4}\left[y(x)\right] + 2\left[E'(x)I(x) + E(x)I'(x)\right]\frac{d^3}{dx^3}\left[y(x)\right] \\ + \left[E''(x)I(x) + 2E'(x)I'(x) + E(x)I''(x)\right]\frac{d^2}{dx^2}\left[y(x)\right] = p(x).$$

We simplify the problem a bit by assuming that the beam is made from one uniform material, *i.e.* $E(x) = E$; we still allow for a changing beam profile, affecting the area moment of inertia $I(x)$:

$$E \cdot I(x)\frac{d^4}{dx^4}\left[y(x)\right] + 2E \cdot I'(x)\frac{d^3}{dx^3}\left[y(x)\right] \\ + E \cdot I''(x)\frac{d^2}{dx^2}\left[y(x)\right] = p(x).$$

Bending Beams with Finite Differences — BCs

In order to exhaust the discussion of boundary conditions, we assume the beam is fixed at the point $x = 0$:

$$y(0) = 0 \quad \text{no deflection} \quad (\text{BC-1})$$

$$y'(0) = 0 \quad \text{zero slope} \quad (\text{BC-2})$$



Figure: Something like this?

and we further assume that at $x = L$ the beam is completely free (unsupported):

$$y''(L) = 0 \quad \text{no bending moment} \quad (\text{BC-3})$$

$$y'''(L) = 0 \quad \text{no shear force} \quad (\text{BC-4})$$

Second-Order Finite Difference Approximations

We use the **Central Difference Approximations**, with truncation error $\mathcal{O}(h^2)$

$$\begin{aligned}y_n'' &\approx [y_{n+1} - 2y_n + y_{n-1}]/h^2 \\y_n''' &\approx [y_{n+2} - 2y_{n+1} + 2y_{n-1} - y_{n-2}]/2h^3 \\y_n'''' &\approx [y_{n+2} - 4y_{n+1} + 6y_n - 4y_{n-1} + y_{n-2}]/h^4\end{aligned}$$

Since $y_0 = 0$ is specified (BC-1), we need the equations for $n = 1, 2, \dots, N$ where $x_n = n(L - 0)/N$, and $y(x_n) = y_n$.

We use a central difference for (BC-2) and introduce one external (ghost) node x_{-1} :

$$y'(0) = y'_0 = \frac{y_1 - y_{-1}}{2h} = 0, \quad (\text{BC-2})_{\text{num}}$$

Pushing Forward

We note that $(\text{BC-2})_{\text{num}}$ gives

$$y_{-1} = y_1$$

we will use this fact later...

The numerical versions of (BC-3) and (BC-4) are

$$y''_N = \frac{y_{N-1} - 2y_N + y_{N+1}}{h^2} = 0 \quad (\text{BC-3})_{\text{num}}$$

$$y'''_N = \frac{-y_{N-2} + 2y_{N-1} - 2y_{N+1} + y_{N+2}}{2h^3} = 0 \quad (\text{BC-4})_{\text{num}}$$

$$(\text{BC-3})_{\text{num}} \text{ gives } y_{N+1} = 2y_N - y_{N-1}$$

$$(\text{BC-4})_{\text{num}} \text{ gives } y_{N+2} = y_{N-2} - 4y_{N-1} + 4y_N$$

Derivatives of the Area Moment of Inertia

We also need the first and second derivatives of the area moment of inertia $I(x)$ at nodes $n = 1, 2, \dots, N$:

$$I'_n = \frac{I_{n+1} - I_{n-1}}{2h} \quad n = 1, 2, \dots, N - 1$$

$$I'_N = \frac{3I_N - 4I_{N-1} + I_{N-2}}{2h} \quad \text{one-sided}$$

$$I''_n = \frac{I_{n+1} - 2I_n + I_{n-1}}{h^2} \quad n = 1, 2, \dots, N - 1$$

$$I''_N = \frac{2I_N - 5I_{N-1} + 4I_{N-2} - I_{N-3}}{h^2} \quad \text{one-sided}$$

Since there are no additional equations for $I(x)$ we are forced to use one-sided differences at the boundaries.

(All the above finite differences are second order.)

Putting it all Together, $n = 2, \dots, N - 2$

The general linear equation at node n is

$$\begin{aligned} E \cdot I_n \left[\frac{y_{n+2} - 4y_{n+1} + 6y_n - 4y_{n-1} + y_{n-2}}{h^4} \right] + \\ + 2E \cdot I'_n \left[\frac{y_{n+2} - 2y_{n+1} + 2y_{n-1} - y_{n-2}}{2h^3} \right] + \\ + E \cdot I''_n \left[\frac{y_{n+1} - 2y_n + y_{n-1}}{h^2} \right] = p_n \end{aligned}$$

Note that $E \cdot I_n$, $E \cdot I'_n$, $E \cdot I''_n$, and p_n can be pre-computed as they do not depend on the solution y .

At node $n = 1$

$$\begin{aligned} E \cdot I_1 \left[\frac{y_3 - 4y_2 + 6y_1 - 4\mathbf{y_0} + \mathbf{y_{-1}}}{h^4} \right] + \\ + 2E \cdot I_1' \left[\frac{y_3 - 2y_2 + 2\mathbf{y_0} - \mathbf{y_{-1}}}{2h^3} \right] + \\ + E \cdot I_1'' \left[\frac{y_2 - 2y_1 + \mathbf{y_0}}{h^2} \right] = p_1 \end{aligned}$$

Now we use (BC-1)_{num} $y_0 = 0$ and (BC-2)_{num} $y_{-1} = y_1$:

$$\begin{aligned} E \cdot I_1 \left[\frac{y_3 - 4y_2 + 7y_1}{h^4} \right] + 2E \cdot I_1' \left[\frac{y_3 - 2y_2 - y_1}{2h^3} \right] + \\ + E \cdot I_1'' \left[\frac{y_2 - 2y_1}{h^2} \right] = p_1 \end{aligned}$$

At node $n = (N - 1)$

$$\begin{aligned}
 E \cdot I_{N-1} & \left[\frac{\mathbf{y}_{N+1} - 4y_N + 6y_{N-1} - 4y_{N-2} + y_{N-3}}{h^4} \right] + \\
 & + 2E \cdot I'_{N-1} \left[\frac{\mathbf{y}_{N+1} - 2y_N + 2y_{N-2} - y_{N-3}}{2h^3} \right] + \\
 & + E \cdot I''_{N-1} \left[\frac{y_N - 2y_{N-1} + y_{N-2}}{h^2} \right] = p_{N-1}
 \end{aligned}$$

Now we use (BC-3)'_{num} $y_{N+1} = 2y_N - y_{N-1}$

$$\begin{aligned}
 E \cdot I_{N-1} & \left[\frac{\mathbf{2y}_N - \mathbf{y}_{N-1} - 4y_N + 6y_{N-1} - 4y_{N-2} + y_{N-3}}{h^4} \right] + \\
 & + 2E \cdot I'_{N-1} \left[\frac{\mathbf{2y}_N - \mathbf{y}_{N-1} - 2y_N + 2y_{N-2} - y_{N-3}}{2h^3} \right] + \\
 & + E \cdot I''_{N-1} \left[\frac{y_N - 2y_{N-1} + y_{N-2}}{h^2} \right] = p_{N-1}
 \end{aligned}$$

At node $n = N$

$$\begin{aligned} E \cdot I_N \left[\frac{y_{N+2} - 4y_{N+1} + 6y_N - 4y_{N-1} + y_{N-2}}{h^4} \right] + \\ + 2E \cdot I'_N \left[\frac{y_{N+2} - 2y_{N+1} + 2y_{N-1} - y_{N-2}}{2h^3} \right] + \\ + E \cdot I''_N \left[\frac{y_{N+1} - 2y_N + y_{N-1}}{h^2} \right] = p_N \end{aligned}$$

Now we use

$$(BC-3)'_{\text{num}} \quad y_{N+1} = 2y_N - y_{N-1}$$

$$(BC-4)'_{\text{num}} \quad y_{N+2} = y_{N-2} - 4y_{N-1} + 4y_N$$

At node $n = N$

$$\begin{aligned} E \cdot I_N \left[\frac{y_{N-2} - 4y_{N-1} + 4y_N - 4(2y_N - y_{N-1}) + 6y_N - 4y_{N-1} + y_{N-2}}{h^4} \right] + \\ + 2E \cdot I'_N \left[\frac{y_{N-2} - 4y_{N-1} + 4y_N - 2(2y_N - y_{N-1}) + 2y_{N-1} - y_{N-2}}{2h^3} \right] + \\ + E \cdot I''_N \left[\frac{(2y_N - y_{N-1}) - 2y_N + y_{N-1}}{h^2} \right] = p_N \end{aligned}$$

$$E \cdot I_N \left[\frac{2y_{N-2} - 4y_{N-1} + 2y_N}{h^4} \right] + 2E \cdot I'_N \left[\frac{0}{2h^3} \right] + E \cdot I''_N \left[\frac{0}{h^2} \right] = p_N$$

Implementation — Code

I/VII

Code: Beam-Bending

Segment #1

```
% Beam length
L = 1;

% These boundary conditions are explicitly OR implicitly enforced
% in the equations
a = 0; ya = 0;          y_slope_a = 0;
b = L; y_moment_b = 0; y_shear_b = 0;

% Define the grid
N = 64;
h = (b-a)/(N-1);
x = (a:h:b).';

% Young's Modulus
global E
E = 1;
```

Implementation — Code

II/VII

Code: Beam-Bending

Segment #2

```
function EI = EI(x)
    global E
    EI = E * (10*ones(size(x))-x/2);
endfunction

function p = p(x)
    p = ones(size(x));
endfunction

EI_value = EI(x);

EI_slope = zeros(size(x));
EI_slope(2:(N-1)) = (EI_value(((2:(N-1))+1))-EI_value(((2:(N-1))-1))) \
    / (2*h);
EI_slope(N) = (3*EI_value(N)-4*EI_value(N-1)+EI_value(N-2))/(2*h);
```

Implementation — Code

III/VII

Code: Beam-Bending

Segment #3

```
EI_curvature = zeros(size(x));
EI_curvature(2:(N-1)) = ( EI_value(((2:(N-1))+1)) - \
                        2*EI_value(((2:(N-1)))) + EI_value(((2:(N-1))-1)) ) /
EI_curvature(N) = ( 2*EI_value(N) - 5*EI_value(N-1) + 4*EI_value(N-2) \
                    - EI_value(N-3) ) / (h*h);

% Build the linear system
A = zeros(N,N);
rhs = zeros(N,1);

% node 0 --- Fixed Boundary (y_0 = 0)
A(1,1) = 1;
rhs(1) = ya;
```


Code: Beam-Bending

Segment #4

```
% node 1 --- row 2 in the matrix

% coefficients for "y_3"
A(2,4) = ( EI_value(2)/h^4 + 2*EI_slope(2)/(2*h^3) );

% coefficients for "y_2"
A(2,3) = (-4*EI_value(2)/h^4 + \
          -4*EI_slope(2)/(2*h^3) + EI_curvature(2)/h^2 );

% coefficients for "y_1"
A(2,2) = ( 7*EI_value(2)/h^4 - 2*EI_slope(2)/(2*h^3) + \
          -2*EI_curvature(2)/h^2 );

rhs(2) = p(x(2));
```

Implementation — Code

V/VII

Code: Beam-Bending

Segment #5

```
% nodes 2 to N-2 --- rows 3 to N-2 in the matrix
for k = 3:(N-2)
    % coefficients for y_{n+2}
    A(k,k+2) = EI_value(k)/h^4 + 2*EI_slope(k)/(2*h^3);
    % coefficients for y_{n+1}
    A(k,k+1) = -4*EI_value(k)/h^4 -4*EI_slope(k)/(2*h^3) + \
        EI_curvature(k)/h^2;
    % coefficients for y_{n}
    A(k,k) = 6*EI_value(k)/h^4 -2*EI_curvature(k)/h^2;
    % coefficients for y_{n-1}
    A(k,k-1) = -4*EI_value(k)/h^4 +4*EI_slope(k)/(2*h^3) + \
        EI_curvature(k)/h^2;
    % coefficients for y_{n-2}
    A(k,k-2) = EI_value(k)/h^4 - 2*EI_slope(k)/(2*h^3);
    % right-hand-side
    rhs(k) = p(x(k));
end
```

Implementation — Code

VI/VII

Code: Beam-Bending

Segment #6

```
% node N-1

% y_{N}
A(N-1,N) = -2*EI_value(N-1)/h^4 + EI_curvature(N-1)/h^2;

% y_{N-1}
A(N-1,N-1) = 5*EI_value(N-1)/h^4 + -2*EI_slope(N-1)/(2*h^3) + \
    -2*EI_curvature(N-1)/h^2;

% y_{N-2}
A(N-1,N-2) = -4*EI_value(N-1)/h^4 + 4*EI_slope(N-1)/(2*h^3) + \
    EI_curvature(N-1)/h^2;

% y_{N-3}
A(N-1,N-3) = EI_value(N-1)/h^4 - 2*EI_slope(N-1)/(2*h^3);

% right-hand-side
rhs(N-1) = p(x(N-1));
```

Implementation — Code

VII/VII

Code: Beam-Bending

Segment #7

```
% node N

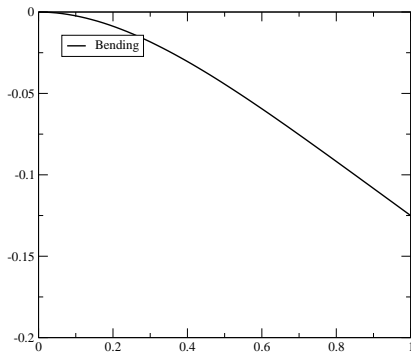
% y_{N}
A(N,N) = 2*EI_value(N)/h^4;
% y_{N-1}
A(N,N-1) = -4*EI_value(N)/h^4;

% y_{N-2}
A(N,N-2) = 2*EI_value(N)/h^4;

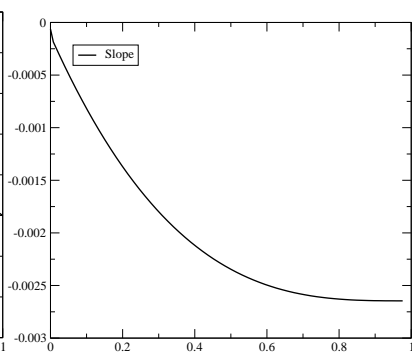
% right-hand-side
rhs(N) = p(x(N));

% solve for the deflection
y = A\rhs;
```

Numerical Results (Uniform Load / Beam, $I(x) = 1$)

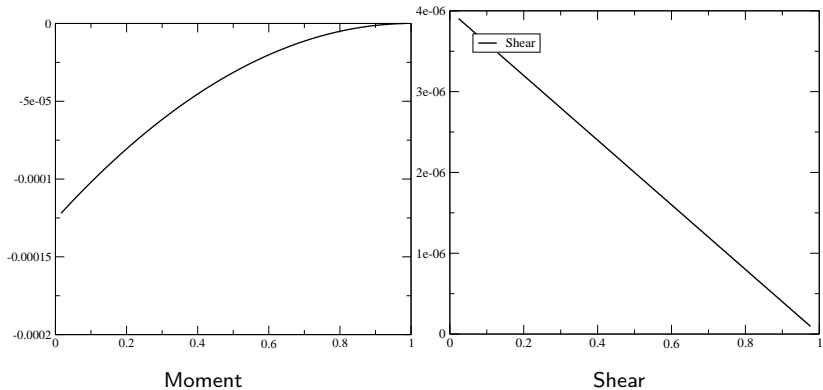


Bending



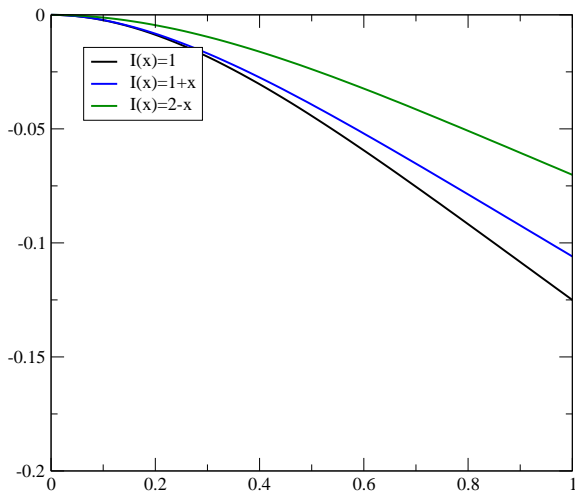
Slope

Numerical Results (Uniform Load / Beam, $I(x) = 1$)



Variable Beam Width

Bending



Classical Beam Theory

Adopted from Wikipedia

- Simplification of the linear theory of elasticity; means of calculating the load-carrying and deflection characteristics of beams.
- Covers the case for small deflections, subject to lateral loads.
- History back to ~ 1750 .
- Early applications: development of the Eiffel Tower and the Ferris wheel in the late 19th century.
- Cornerstone of engineering and an enabler of the Second Industrial Revolution.
 - The Second Industrial Revolution was characterized by the build out of railroads, large scale iron and steel production, widespread use of machinery in manufacturing, greatly increased use of steam power, use of oil, beginning of electricity and by electrical communications.